

MHT-X 10180

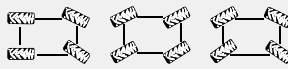
TECHNICAL DATA SHEET



 **MANITOU**
HANDLING YOUR WORLD

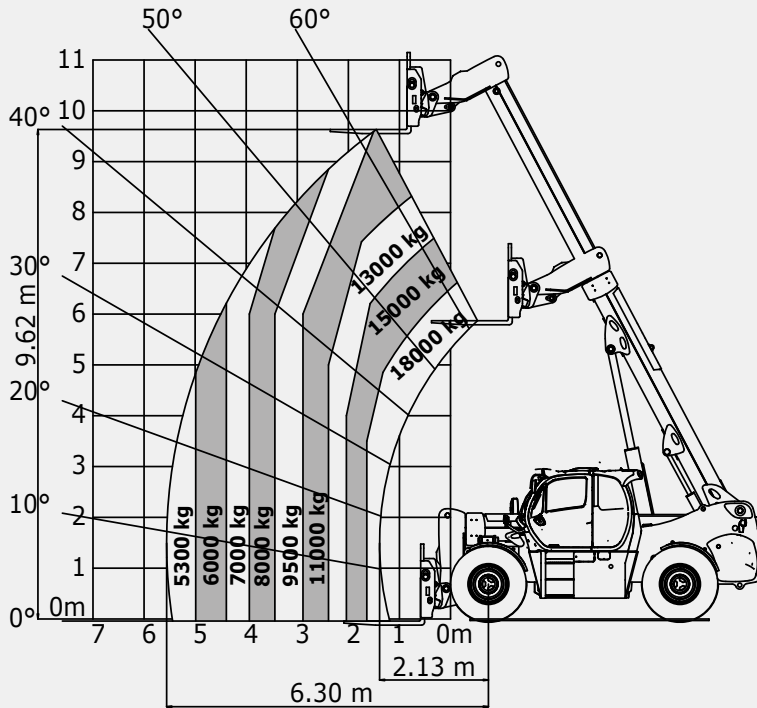
www.manitou.com

MHT-X 10180

MHT-X 10180	
Lifting	
Max. capacity with forks at 600 mm	18 000 kg
Max. lifting height	9.63 m
Max. Outreach	5.56 m
Tyres	16.00 R 25
Frame levelling	+/- 10°
Braking	
Service brake	Oil bath multiple-disc brakes hydraulically assisted on both axles
Parking brake	Automatic Negative Parking brake
Engine	
	MERCEDES
Type	OM 904 LA. E3A/1 (Stage III / Tier III)
Displacement	4 cylinders 4.25 liters
Power	176 HP / 129 kW
Max. torque	675 Nm / 1200-1600 rpm
Batteries	24 V - 2x12 V - 120 Ah - 850 A
Laden drawbar pull	15 970 daN
Gradability	37%
Transmission	
	hydrostatic
Reversing shift	electrohydraulic control
Number of gears (forward / reverse)	2/2
Steering mode	4 wheel steer - 3 steering Modes 
Max. travel speed (may vary according to applicable regulations)	25 kph
Axles	OMCI
Controls	
	JSM® Joystick multi-fonction
Hydraulics	
Load sensing Pump	205 l/min - 350 bar
Capacities	
Hydraulic oil	290 l
Fuel	315 l
Unladen weight (with forks)	24 000 kg
Dimensions	
Overall width	2.52 m
Overall height	3.00 m
Overall length to carriage	6.65 m
Ground clearance	0.44 m
Turning radius (over tyres)	5.50 m
Standard forks (length x width x thickness)	1500 x 200 x 80 mm
Safety	
	Load state monitoring system (crane norms) attachment recognition system (E-Reco) ROPS FOPS level II
Noise and vibration	
Noise at driving position (LpA)	80 dB
Environmental noise (LwA)	107 dB
Vibration to whole hand / arm	<2.5 m/s ²

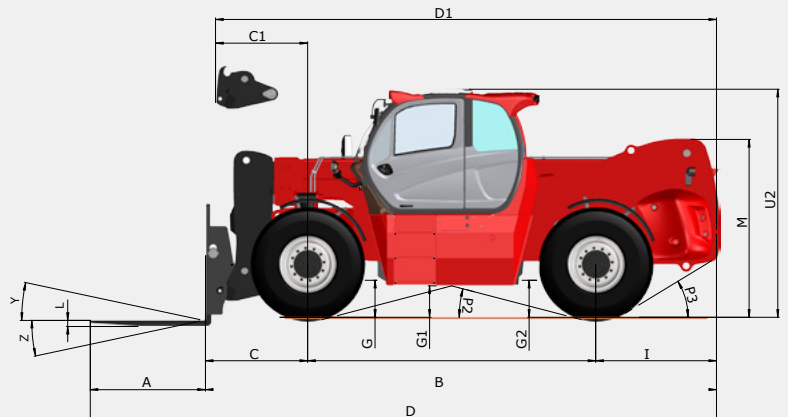
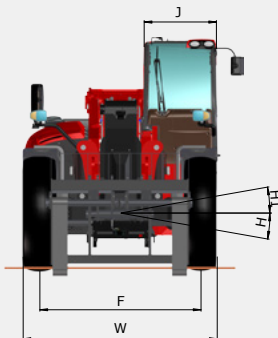
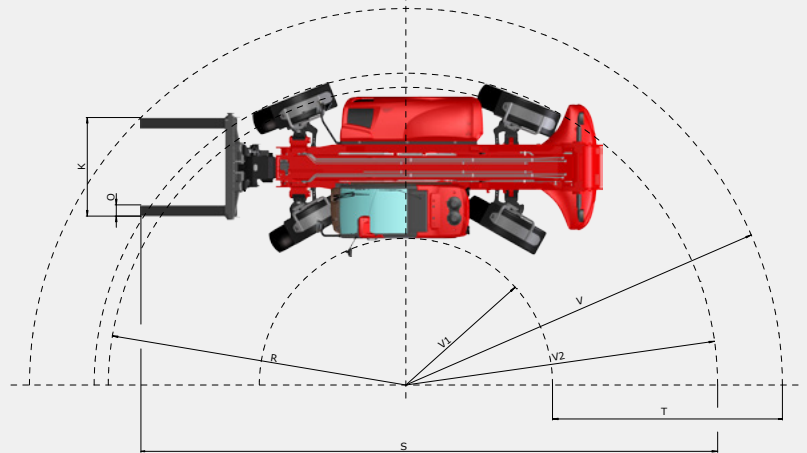
MHT-X 10180

Machine on tyres with forks
CDG 600 mm



mm	MHT-X 10180
A	1500
B	3750
C	1330
C1	1190
D	6652
D1	6520
F	2090
G	520
G1	445
G2	520
H1	10°
H2	10°
I	1572
J	928

mm	MHT-X 10180
K	1750
L	80
M	2330
O	200
P2	15°
P3	31°
R	5170
S	10000
T	4150
U2	3000
V	6750
V1	2600
V2	5500
W	2525
Y	12°
Z	105°



This brochure describes versions and configuration options for Manitou products which may be fitted with different equipment. The equipment described in this brochure may be standard, optional or not available depending on version. Manitou reserves the right to change the specifications shown and described at any time and without prior warning. The manufacturer is not liable for the specifications given. For more information, contact your Manitou dealer. Non-contractual document. Product descriptions may differ from actual products. List of specifications is not comprehensive. The logos and visual identity of the company are the property of Manitou and may not be used without authorisation. All rights reserved. The photos and diagrams contained in this brochure are provided for information only.

MANITOU BF SA - Limited company with board of directors - Share capital: 39,547,824 euros - 857 802 508 RCS Nantes



Your nearest **MANITOU** dealer:



Head office:
B.P. 249 - 430 rue de l'Aubinière - 44158 Ancenis Cedex - France
Tel: 00 33 (0)2 40 09 10 11 - Fax: 00 33 (0)2 40 09 10 97
www.manitou.com



facebook.com/manitou.official